

# TechnoMaster

## Adobe Illustrator

Duration: 15 Hrs (Changeable) | Fees: Individual / Batch

### TRAINING BY INDUSTRY EXPERTS

Since 2007, Nestsoft TechnoMaster has been providing training and internships in IT technologies, both online and offline. We have given internships, training, and seminars to more than 25,000 students and achieved more success stories. **We offer 100% placement support through JobsNEAR.in**

#### ALL IT Courses

- Python Full Courses
- Digital Marketing
- Php/MySQL
- Laravel
- Asp.net MVC
- Flutter
- Android, Java, IOS
- Wordpress
- Software Testing
- Web Design
- Angular JS
- React JS
- CCNA, MCSA
- AWS, GCP, Azure
- ODOO, Fortinet
- Ethical Hacking



Syllabus Contd..

**JobsNEAR.in**

**NESTSOFT** Infopark


+91 9895490866

[www.technomaster.in](http://www.technomaster.in)



# TechnoMaster

## Syllabus




- \* Section 1
- \* Straight Lines
- \* Using the Pen Tool
- \* Adjusting the Workspace
- \* Arranging Objects
- \* Color Fills
- \* Curves
- \* Drawing Curves (Pen Tool)
- \* Anchor Points and Direction Points
- \* Default Fill and Stroke
- \* Corners and Curves
- \* Drawing Corners and Curves (Pen Tool)
- \* Adjusting Anchor Points
- \* Section 2
- \* No Smoking Sign
- \* Fill and Stroke
- \* Basic Shape Tools
- \* Grouping Objects
- \* Layers Panel
- \* Working with Templates
- \* Super Hero
- \* Live Trace and Live Paint
- \* Tracing Hand-Drawn Images



# TechnoMaster

## Syllabus




- \* Coloring Live Paint Objects
- \* Brushes
- \* Flare Tool
- \* Section 3
- \* Whatâ€™s Behind the Green Door?
- \* Compound Paths
- \* Group Selection Tool
- \* Mask Till You Drop
- \* Clipping Masks (Shapes)
- \* Blob Brush Tool
- \* Eraser Tool
- \* Reflect Tool
- \* Masking with Type
- \* Type Tool
- \* Clipping Masks (Editable Type)
- \* Filling Text with a Photo
- \* Placing Linked Images
- \* 3D Shape: Milk Duds Box
- \* 3D Extrude & Bevel
- \* Creating Symbols from Artwork
- \* Mapping Symbols onto 3D Objects
- \* Lighting and Shadows for 3D Objects



# TechnoMaster

## Syllabus




- \* Section 3
- \* Will It Blend?
- \* Blend Tool
- \* Blending Options
- \* Wavy Line Blend
- \* Blending Lines
- \* Reflect Tool
- \* Rotate Tool
- \* Juggling Colors and Gradients
- \* Dashed Lines and Stroke Options
- \* Saving Colors as Swatches
- \* Blending Modes
- \* Gradient Tool
- \* Saving Gradient Swatches
- \* Combining Shapes with the Pathfinder
- \* Merging Paths (Pathfinder)
- \* Transparency Options
- \* Grouping Objects
- \* Section 5
- \* Patterns
- \* Creating and Applying Pattern Swatches
- \* Scaling and Rotating Patterns



# TechnoMaster

## Syllabus




- \* Working with Layers
- \* Align Panel
- \* One-Page Advertisement
- \* Working with Type
- \* Text and Character Options
- \* Adding a Drop Cap
- \* Type on a Path
- \* Text Wrap
- \* Fill Text with a Pattern
- \* Stylinâ€™™ Effects
- \* Using the Appearance Panel
- \* Transparency
- \* Blending Modes
- \* Drop Shadows
- \* Arrowheads
- \* Appearance and Graphic Styles
- \* Graphic Styles
- \* Appearance Panel
- \* Multiple Fills
- \* Auto-sizing Text Boxes
- \* Section 6
- \* Layers, Artboards & Recoloring Artwork



# TechnoMaster

## Syllabus



- \* Adding and Removing Layers
- \* Creating and Using Multiple Artboards
- \* Recoloring Artwork